


Adam gave names to all the cattle, and to the fowl of the air,  
and to every beast of the field. Gen. 2:20

In the picture below, find the hidden animals (lion, tiger, hippo,  
bird, fish and bear). Then color the picture.

### Genesis 2:19-20

Adam named the animals.




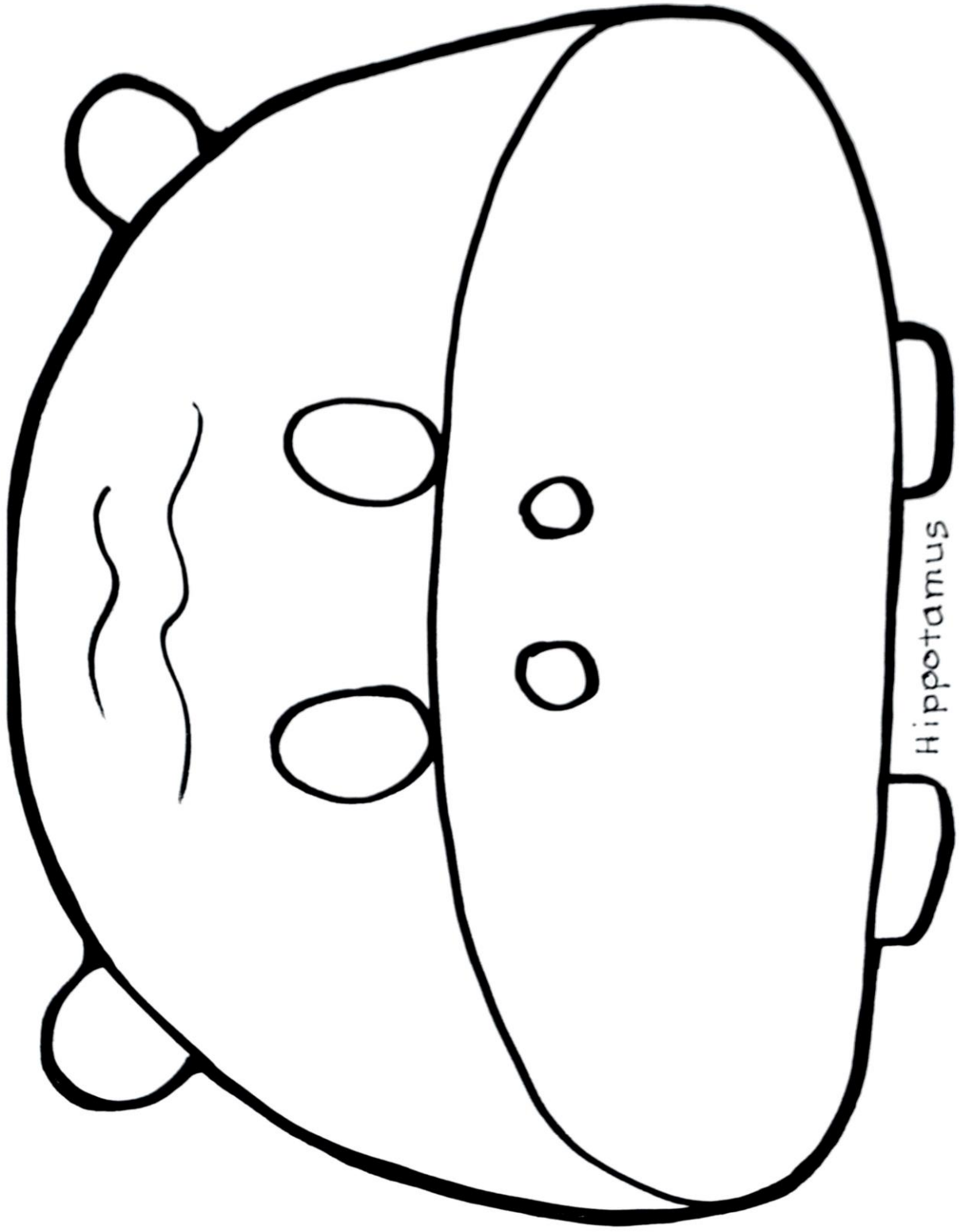
Adam

Lion

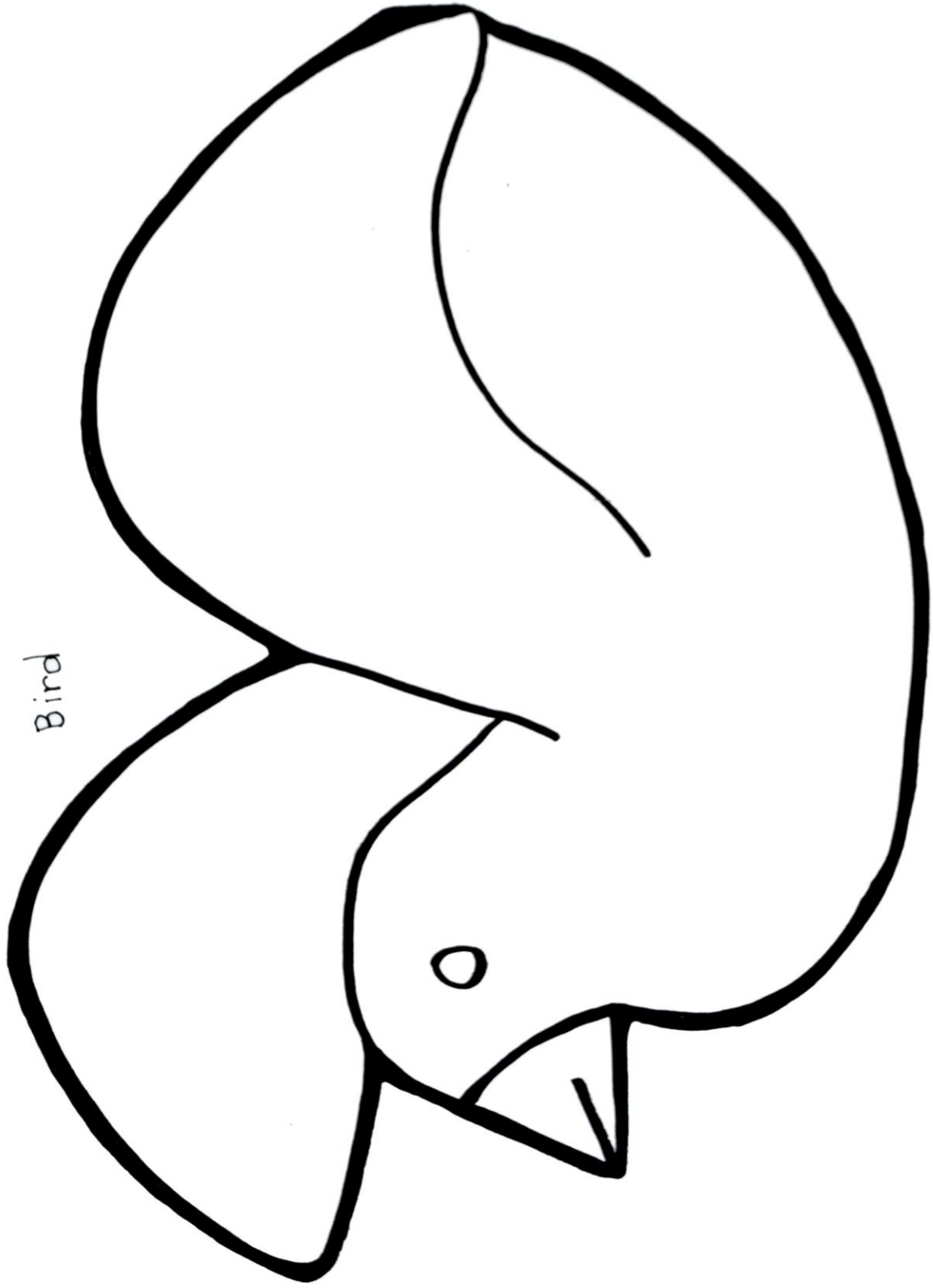


Tiger

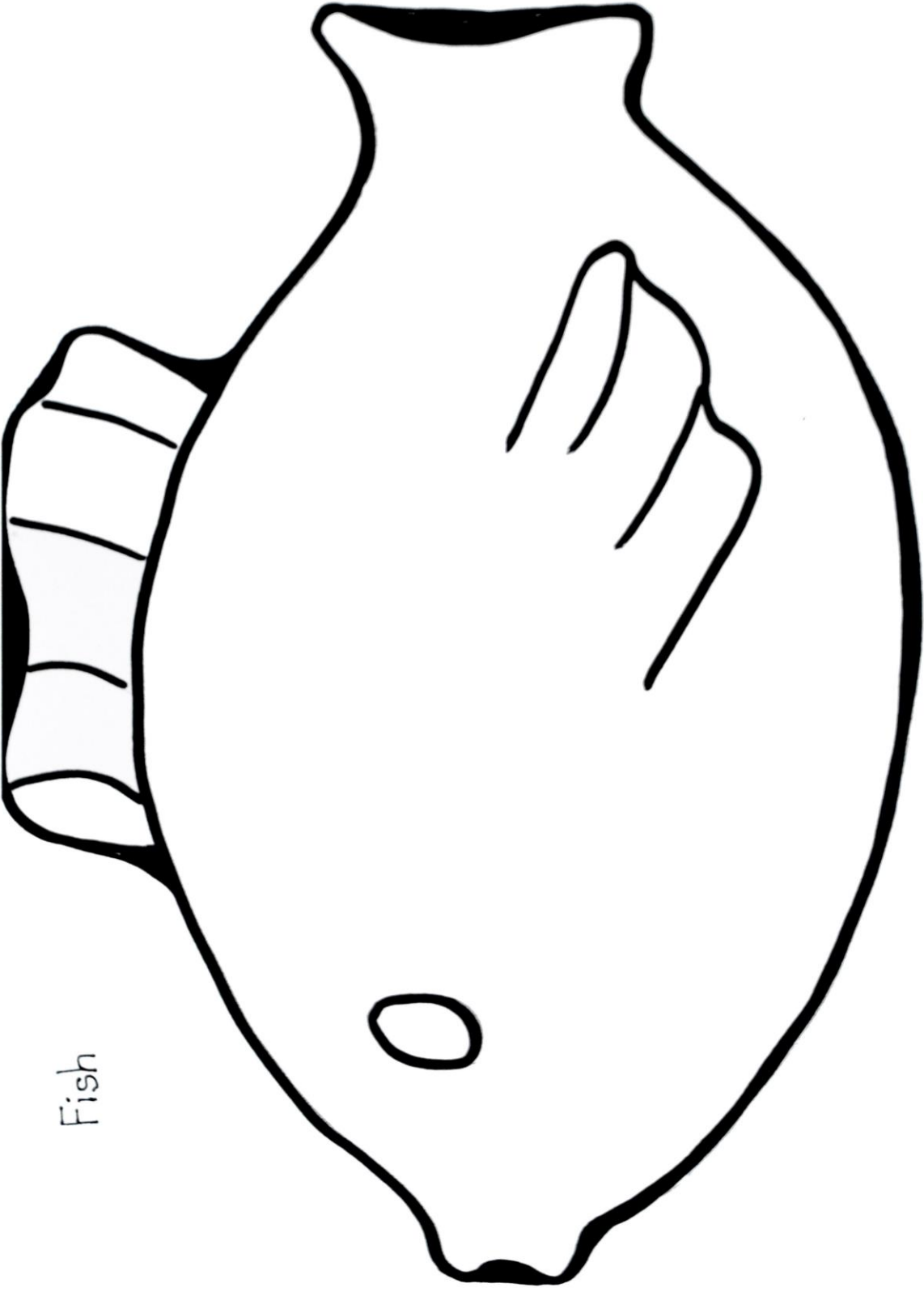




Hippotamus




Bird




Fish

Bear









Color and add a small  
movable eye to reflect  
Bartimaeus receiving sight.

**Bartimaeus was blind.**

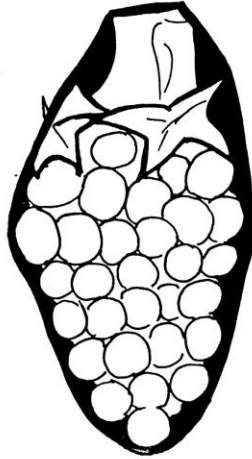
Mark 10:46-52





**Caleb was courageous.**

**Instructions:**

1. Color C3 and C4
2. Cut out grapes on C4.
3. Find stick in yard or a piece of yarn long enough to go from Caleb to Joshua's hands. Glue or tape stick or yarn in their hands.
4. Glue grapes onto yarn in between the two men.



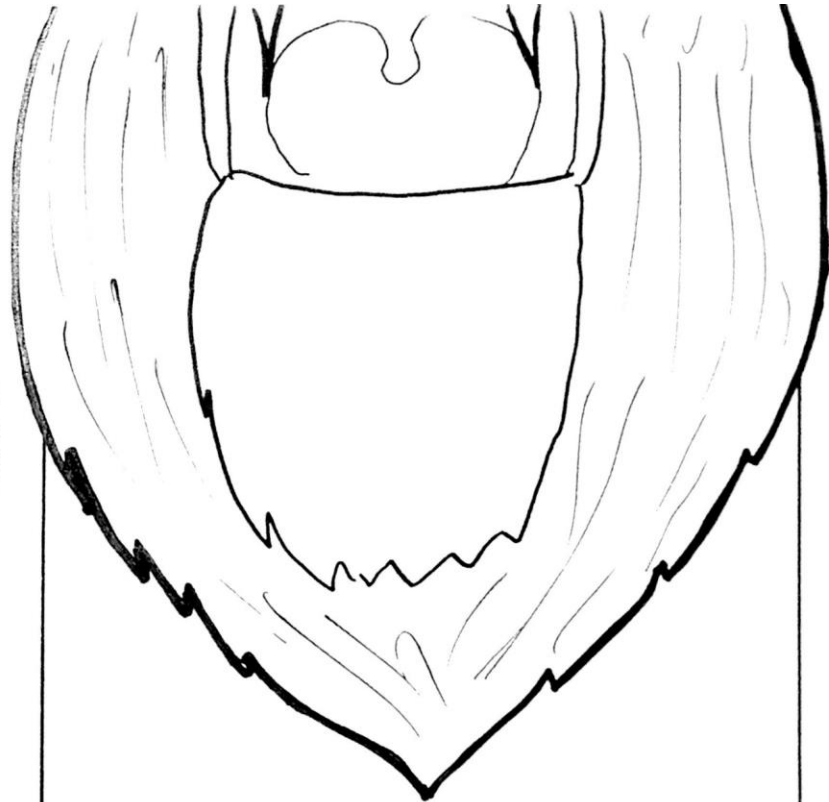

C4



Daniel in the Lion's Den

Daniel, Daniel, Daniel, Daniel,  
Daniel in the La, La, La, La,  
Daniel, Daniel, Daniel, Daniel,  
Daniel in the La, La, La, La,  
Daniel, Daniel, Daniel, Daniel,  
Daniel in the La, La, La, La,  
Daniel in the Lion's  
Daniel in the Lion's  
Daniel in the Lion's den!

Name \_\_\_\_\_



Angel, angel, angel, angel,  
Angel of the Lord, Lord, Lord, Lord.  
Angel, angel, angel, angel,  
Angel of the Lord, Lord, Lord, Lord.  
Angel, angel, angel, angel,  
Angel of the Lord, Lord, Lord, Lord.  
Angel closed the Lion's  
Angel closed the Lion's  
Angel closed the Lion's Mouth!

Name \_\_\_\_\_



## Daniel was in the lion's den.

Daniel was a righteous man  
Who loved the Lord.  
Some men plotted against him  
They wanted him dead.





They got the king to sign a law  
Saying no one could pray,  
But Daniel, you know,  
He prayed three times a day.



Into the Lion's den  
They threw him,  
But the angel of the Lord  
Closed the lion's mouths.




And Daniel was saved  
And his Lord exalted.  
And Daniel was saved  
And his Lord exalted.

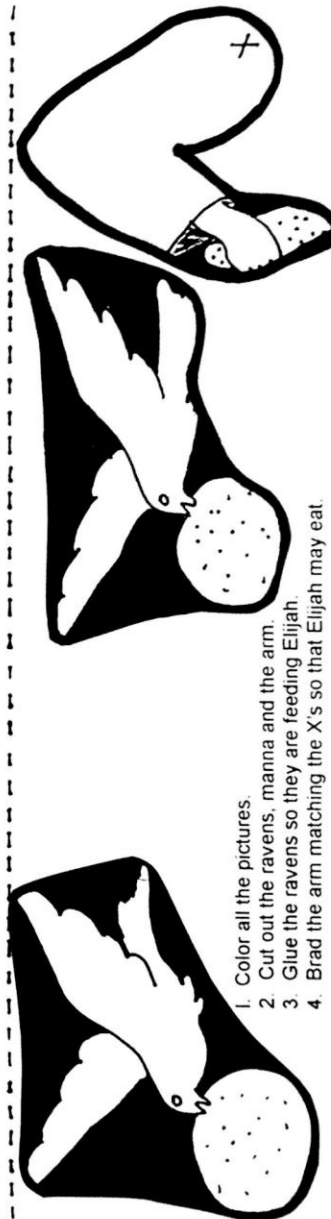


Daniel 6

# Elijah eats!



I Kings 17:2-6



1. Color all the pictures.
2. Cut out the ravens, manna and the arm.
3. Glue the ravens so they are feeding Elijah.
4. Brad the arm matching the X's so that Elijah may eat.

# The Father has a family.


Ephesians 3:14-15





God has a gift for you.

John 3:16



1. Color the pages.
2. Glue page one to page two except for where you open the box to see that the gift is.




# Hannah becomes happy!

1 Samuel 1:1-28

What did Hannah pray for?  
1 Samuel 1:11




1. Color both pages.
2. Cut on dotted lines on page one and fold up.
3. Match pages so that when you fold up page one baby Samuel shows through on page two.
4. Glue pages together.



# Isaac, the promised infant!

Genesis 21:1-5






1. Color page one and page two.
2. Cut around on solid line on page two and fold on dotted line.
3. Match asterisks together and scotch tape.
4. Lift up and match triangles together and scotch tape.

# Jonah had a job.

Jonah 1-4



1. Color the pages.
2. Cut out Jonah strip and insert on page one.
3. Move Jonah up and down so that Jonah comes out of fish and runs to Nineveh.



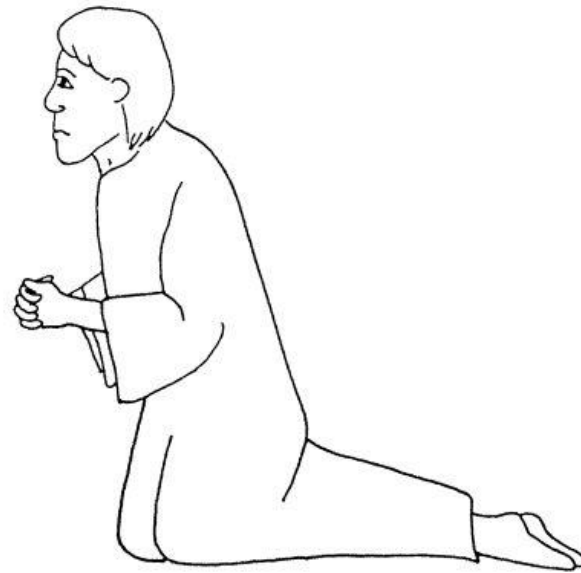




Matthew 18:21-35

Name \_\_\_\_\_

Will you be kind?



# The King is kind!



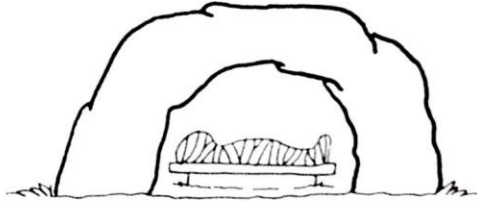
-Color pages

-Fold on dotted line and tape matching \* 's and ▲ 's to make a book.

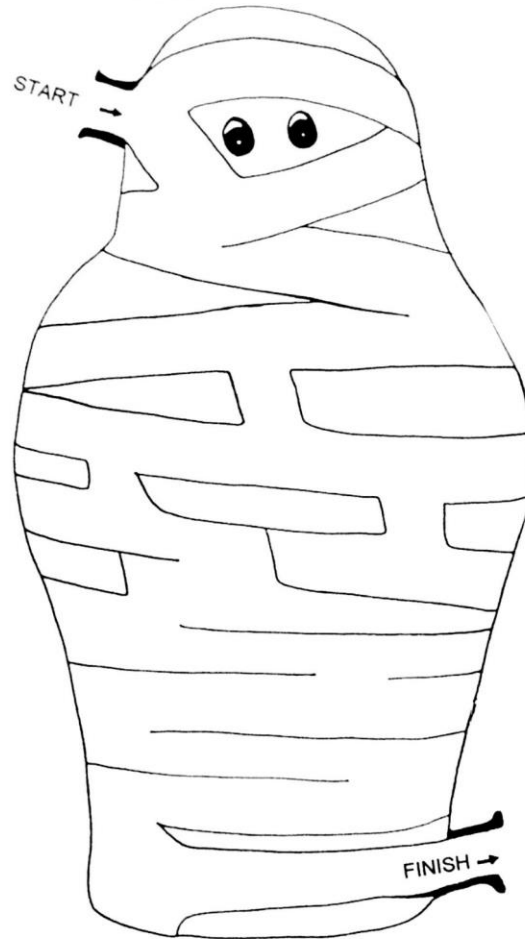



# Lazarus lives!

John 11:1-44



Draw a line from  
START to FINISH  
without crossing over  
any lines





## Moses gathered manna.

Hole punch manna from brown paper sacks to glue on sheet.


Exodus 16:15



Noah




© 2016




Elephant

Kangaroo






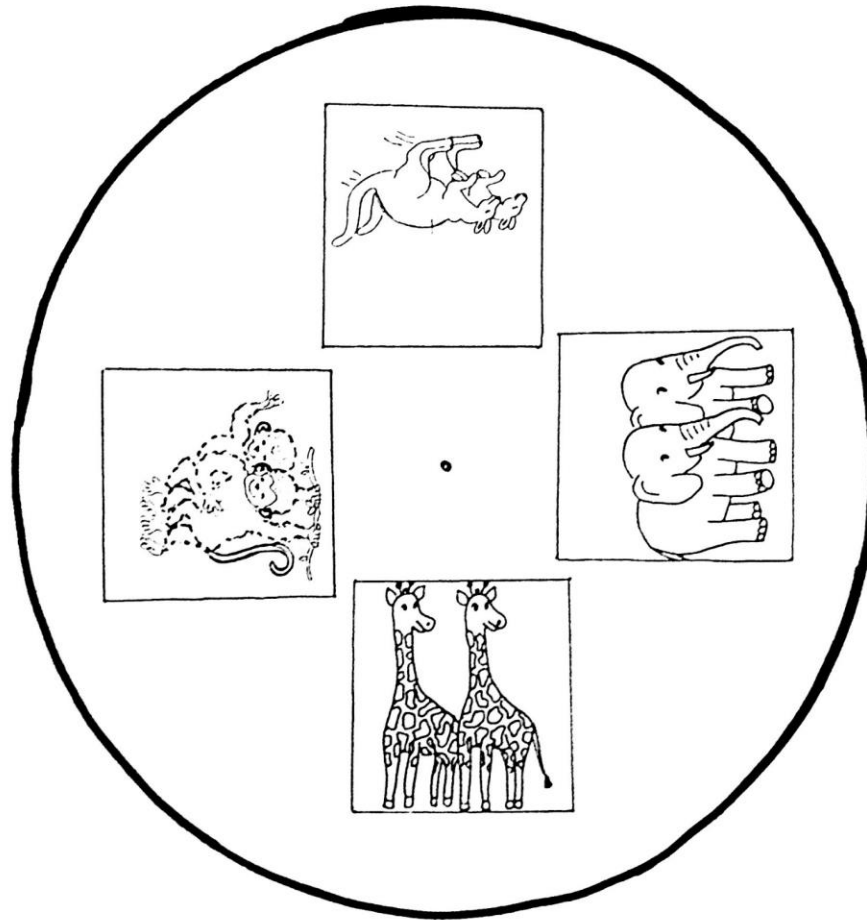


Monkey

Noah numbered the animals.

Genesis 7:9

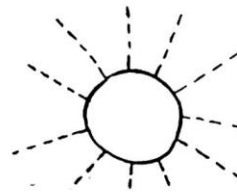





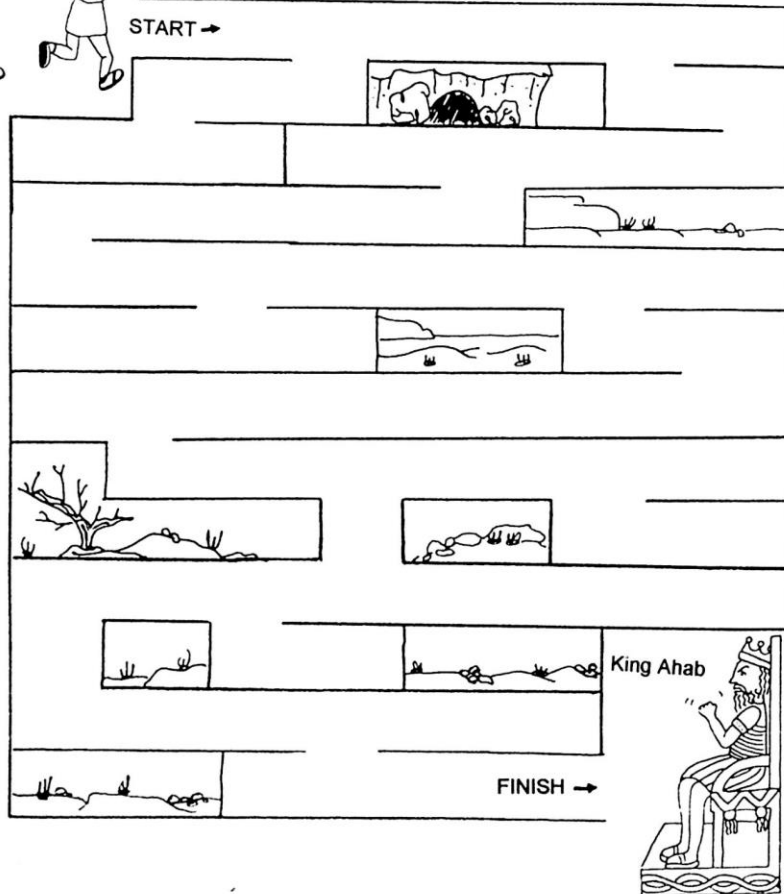
1. Color both pictures.
2. Cut out dotted door on ark and the animal wheel.
3. Brad animal wheel under the ark matching the center dots.
4. Turn wheel as Noah numbers the animals.

# Obadiah obeys.

I Kings 18:3-16



Draw a line from START to FINISH without crossing over any lines.



## Obadiah obeys.

Obadiah went to look for some water.  
He found the prophet, Elijah instead.  
Obadiah fell on his face before him.  
The prophet opened up his mouth and said,  
"So tell King Ahab I want to see him."  
But very, very angry was the king  
Obadiah obeyed even though he was afraid  
For he knew Ahab might slay him.


Obadiah obeys, Obadiah obeys.

Elijah and Ahab had their meeting  
They called for the prophets to come.  
There were prophets of Baal  
And Elijah only.  
But today we will find out who is God

Let God who is God speak with fire.  
The prophets of Baal cried out first.  
No answer from their god - they got tired  
But then Elijah cried unto our God  
Oh, the fire fell and consumed it  
And licked up the water in the trench.  
The people fell on their faces  
And this is what they all said,

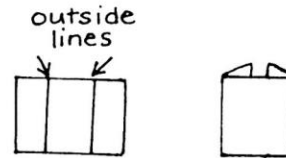
"The Lord, the Lord, He is God!"  
"The Lord, the Lord, He is God!"

Peter gets out of prison.



Acts 12:1-11

1. Fold paper back on outside lines.  
Your paper should look like this:



2. Turn your paper upside down:



3. Cut along half circles while paper is folded.

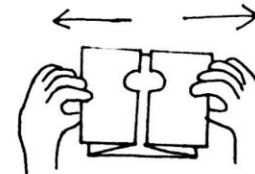



4. Turn paper back around to the front:

5. Fold both folded sides, at the triangles, so that they meet in the center:  
Your paper should look like this:



6. To see Peter get out of prison, pull the paper open from the sides:





**Queen Esther  
is asked a question.**

Esther 7:1-3



1. Color.
2. Cut at dotted lines and fold - should look like open windows.
3. Glue pages together except for the windows. When you lift windows, you can read the questions.

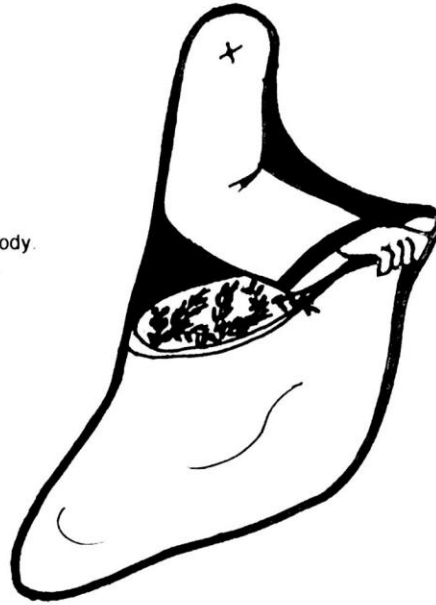


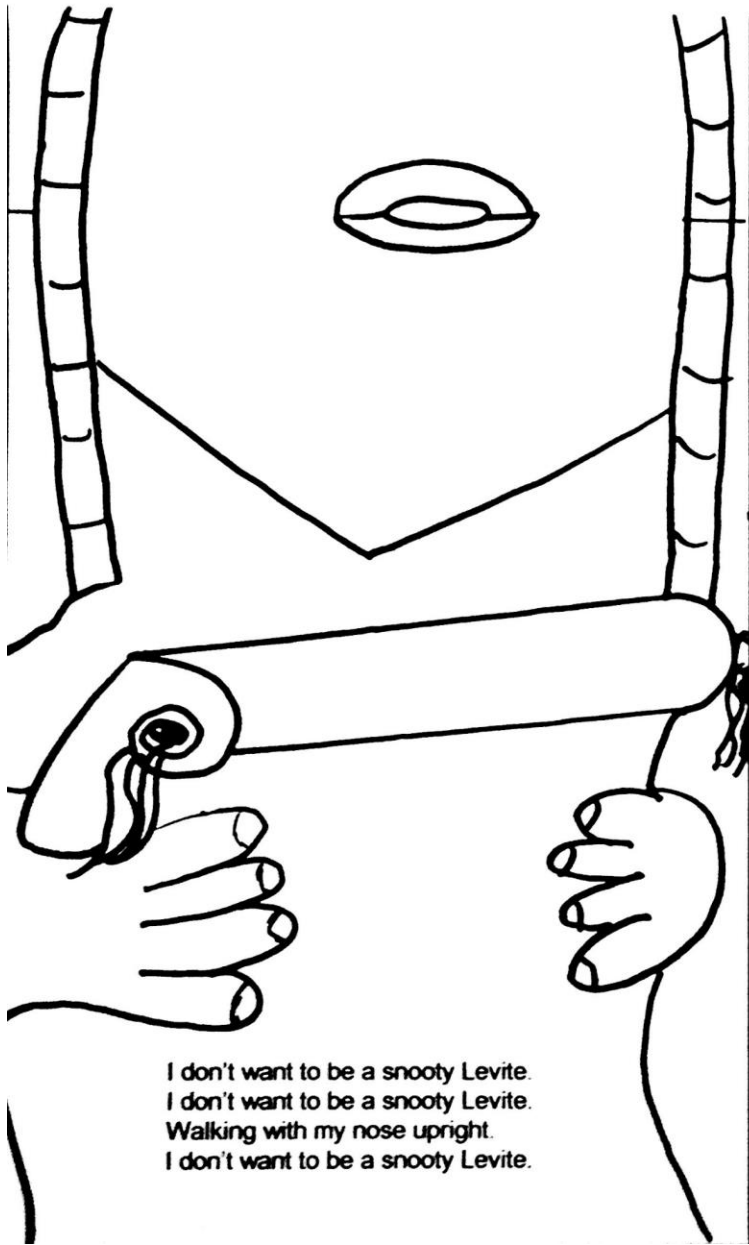
# Ruth reaps.



Ruth 2:1-23

1. Color pages.
2. Cut Ruth's arm and brad to her body.
3. Arm should swing as Ruth reaps.






I don't want to be a snooty Levite.  
I don't want to be a snooty Levite.  
Walking with my nose upright.  
I don't want to be a snooty Levite.

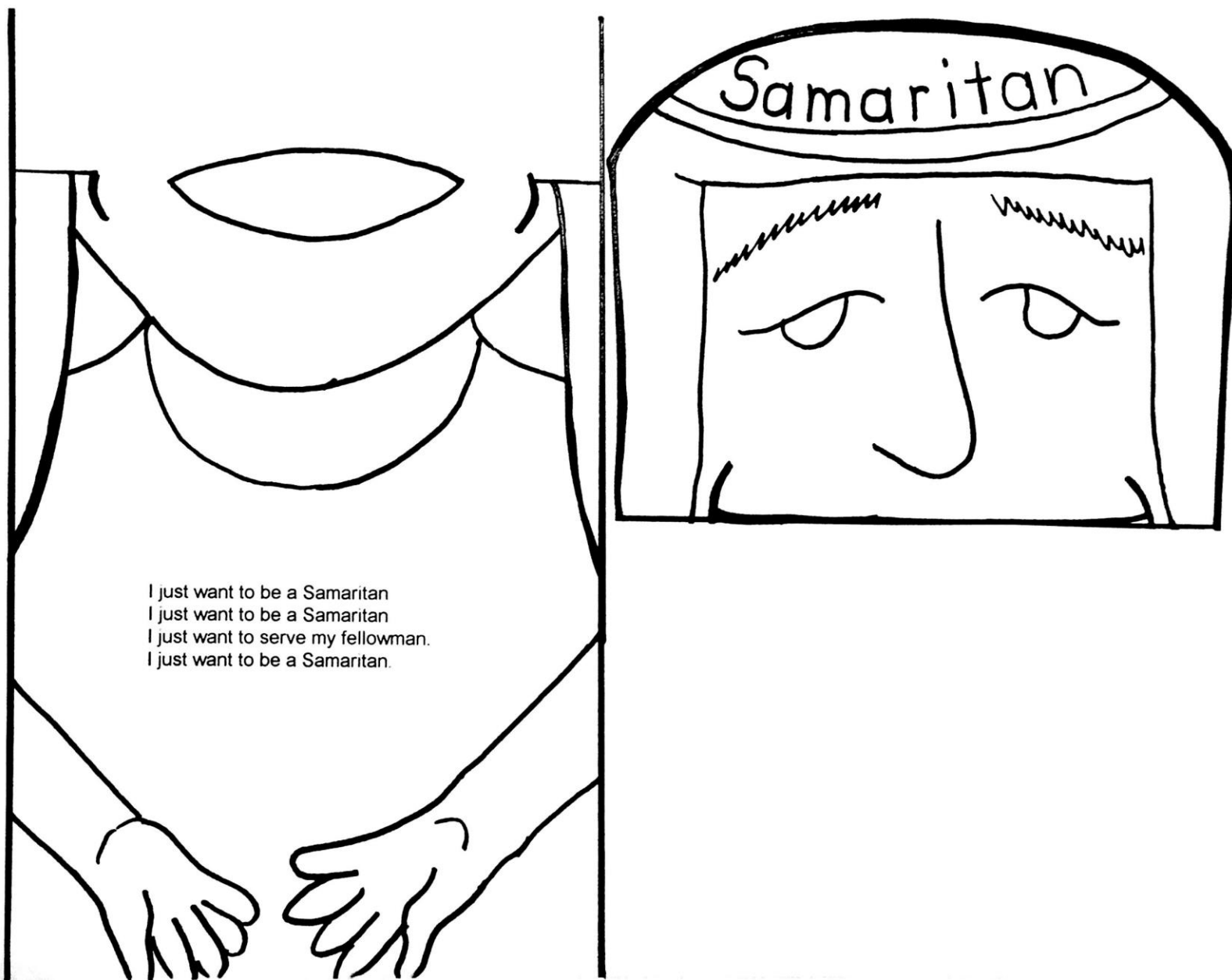


1. Color puppets.
2. Cut out faces and bodies
3. Glue faces to flaps of sacks
4. Glue bodies to under flap to bottom of sacks



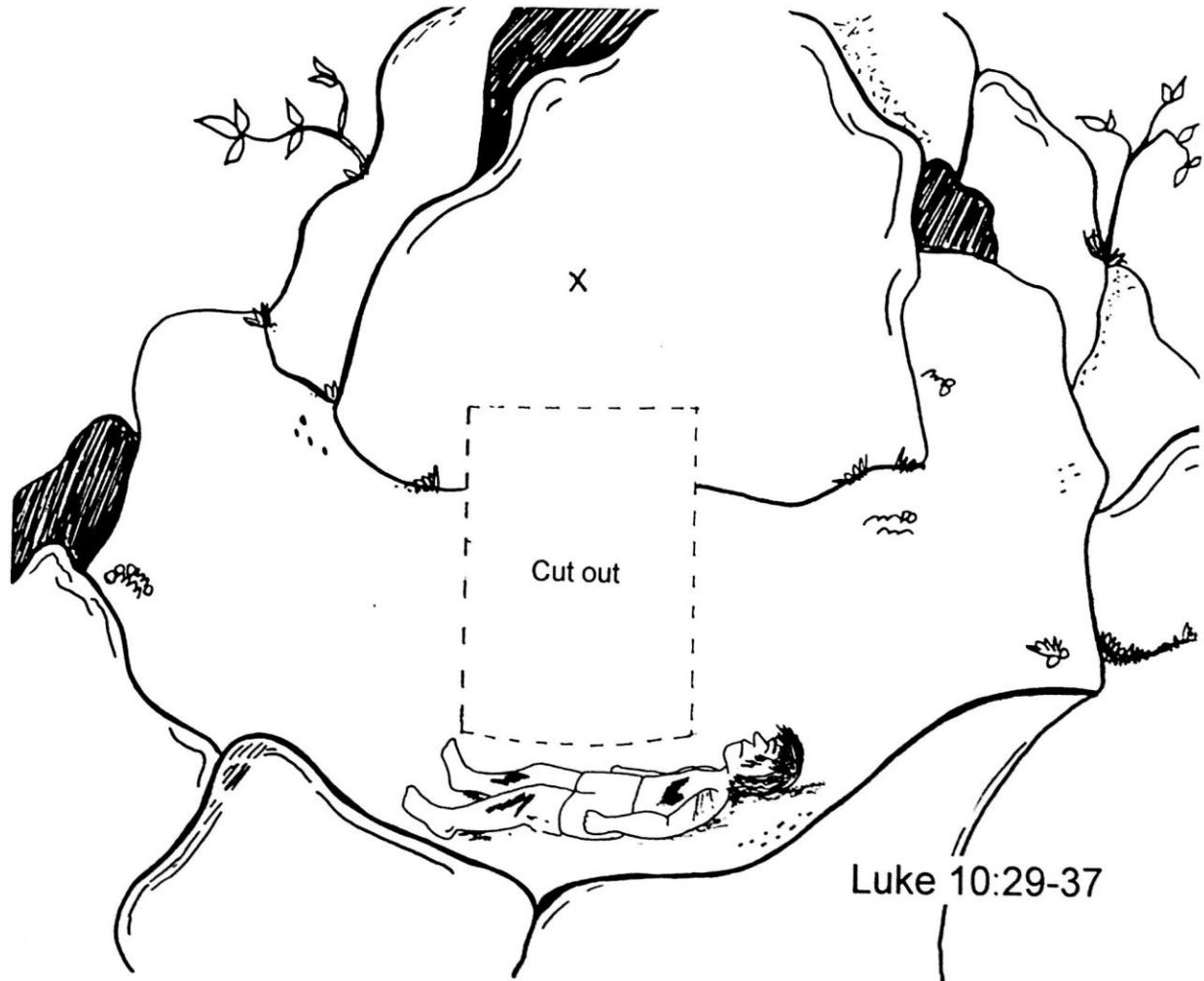


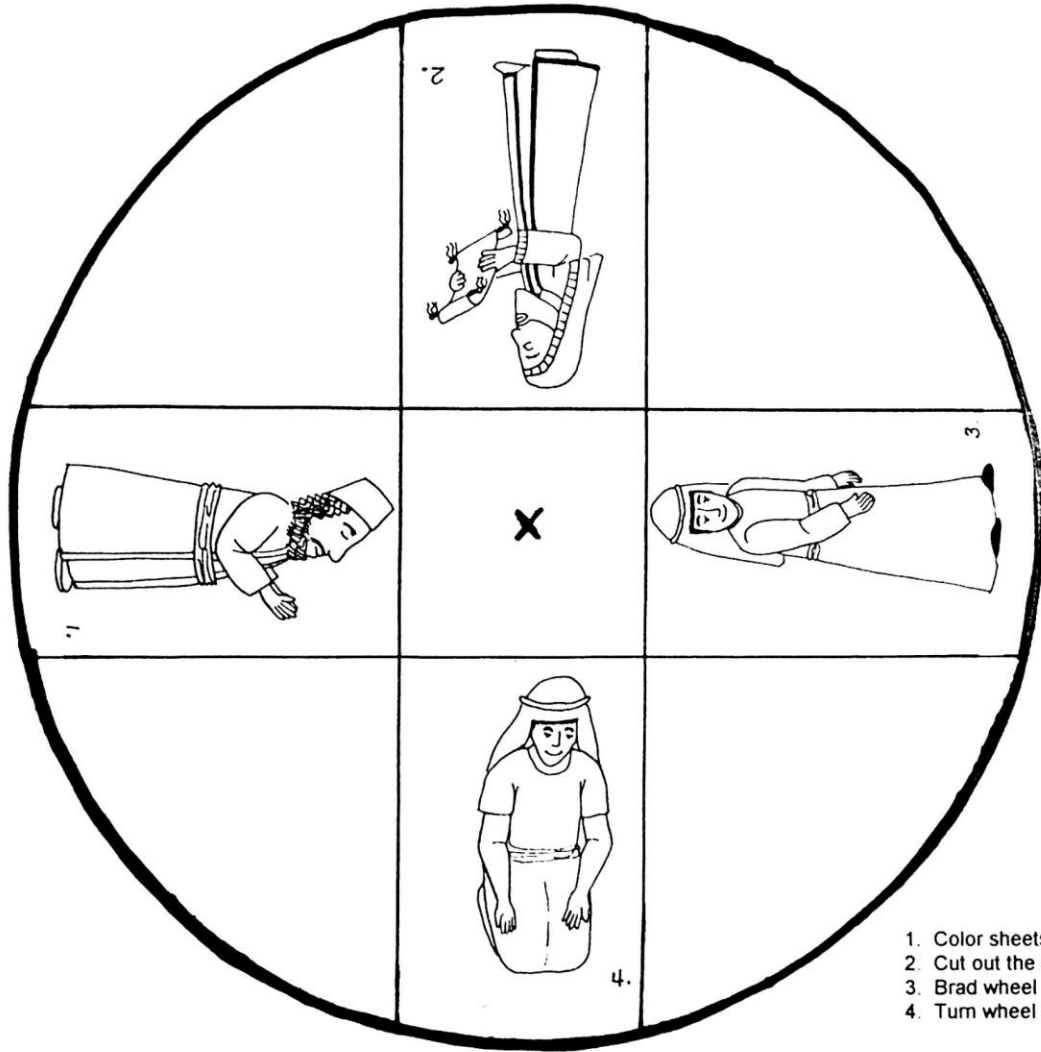
I don't want to be a religious priest  
I don't want to be a religious priest.  
Not washing my brothers' feet.  
I don't want to be a religious priest.



I just want to be a Samaritan  
I just want to be a Samaritan  
I just want to serve my fellowman.  
I just want to be a Samaritan.


# The Samaritan serves.





1. Color sheets.
2. Cut out the dotted line door and the wheel.
3. Brad wheel by matching x's
4. Turn wheel and sing song

Timothy is taught.



II Timothy 1:5




scroll

1-2-3	2-3-4	5-6-7	8-9-10
They	They taught	He learned	And how to
taught	him of the	about	live with
Timothy.	Lord.	heaven.	men.

basket

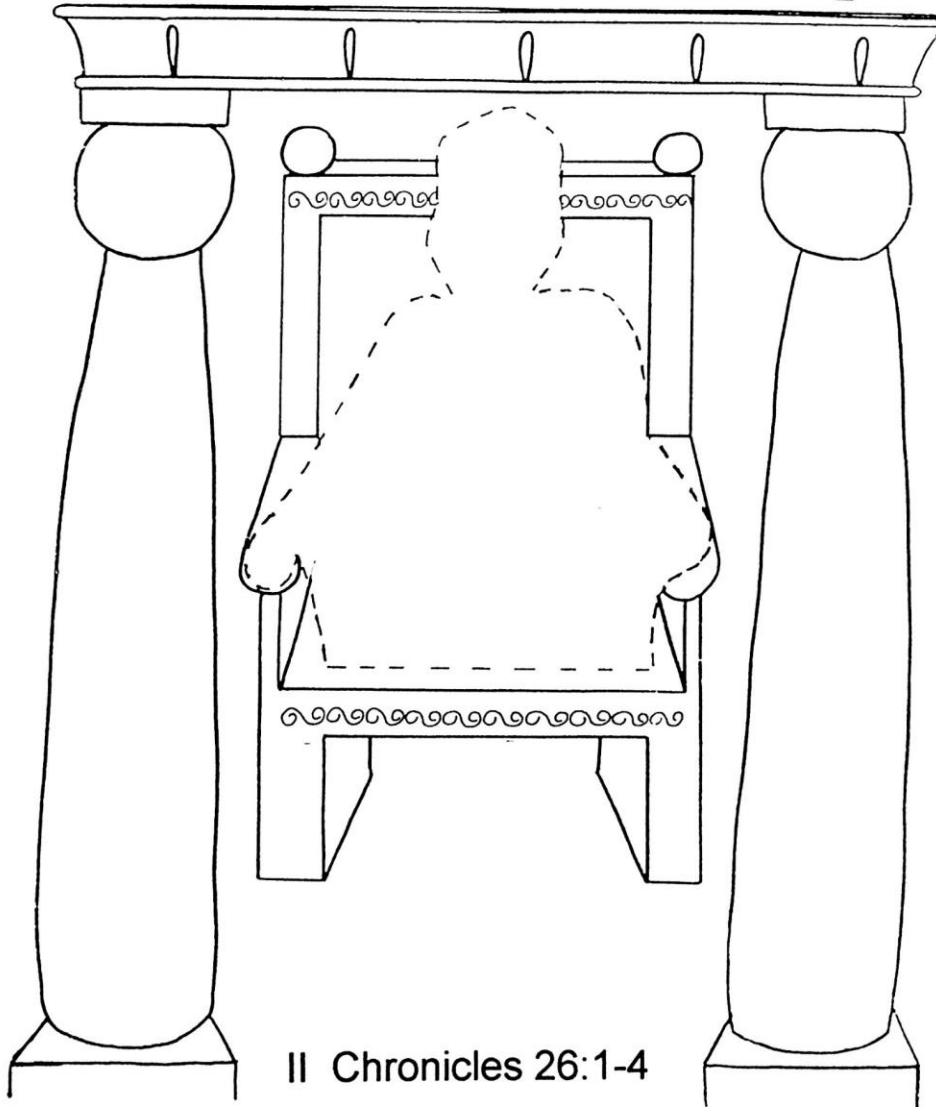


pot

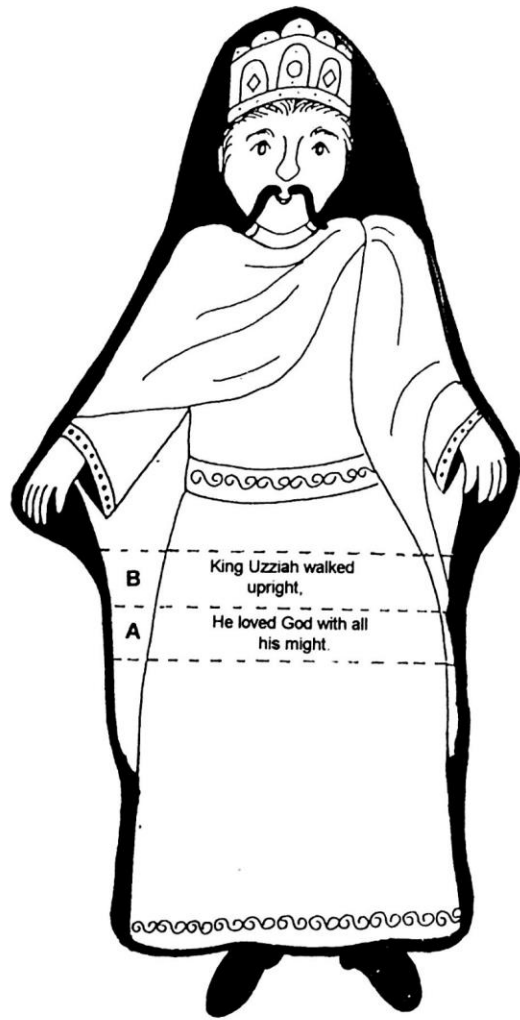


1. Color pictures.
2. Cut out scroll, basket and pot.
3. Break wooden toothpick in half. Tape or glue a toothpick half to each end of scroll. Roll each end in towards the middle to look like scroll. Glue scroll in Timothy's hands.
4. Glue basket and pot to appropriate blank shapes.

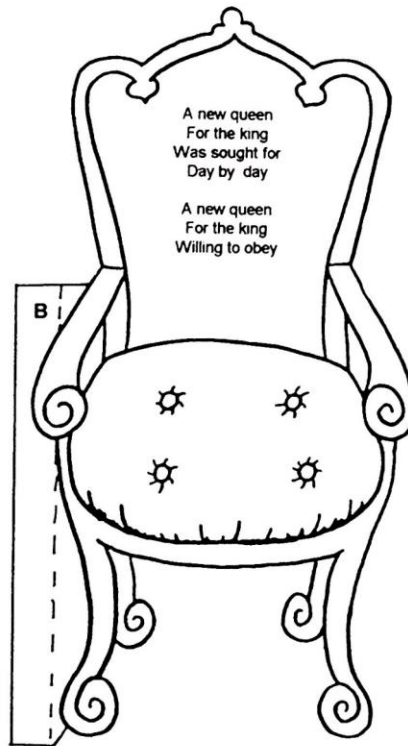
King Uzziah walked upright.



II Chronicles 26:1-4



1. Color pictures
2. Cut out King Uzziah.
3. Fold down on dotted line **A**.
4. Fold up on dotted line **B**.
5. Glue top portion of King Uzziah to dotted outline on throne.
6. Pull legs up and down to make him walk uprightly.




**Vashti vanished.**

Esther 1:19



1. Color pages.
2. Cut out Queen Vashti
3. Fold back on dotted line A.
4. Tape A to B so that Vashti sits in chair and then lifts out of chair and leaves it vacant.

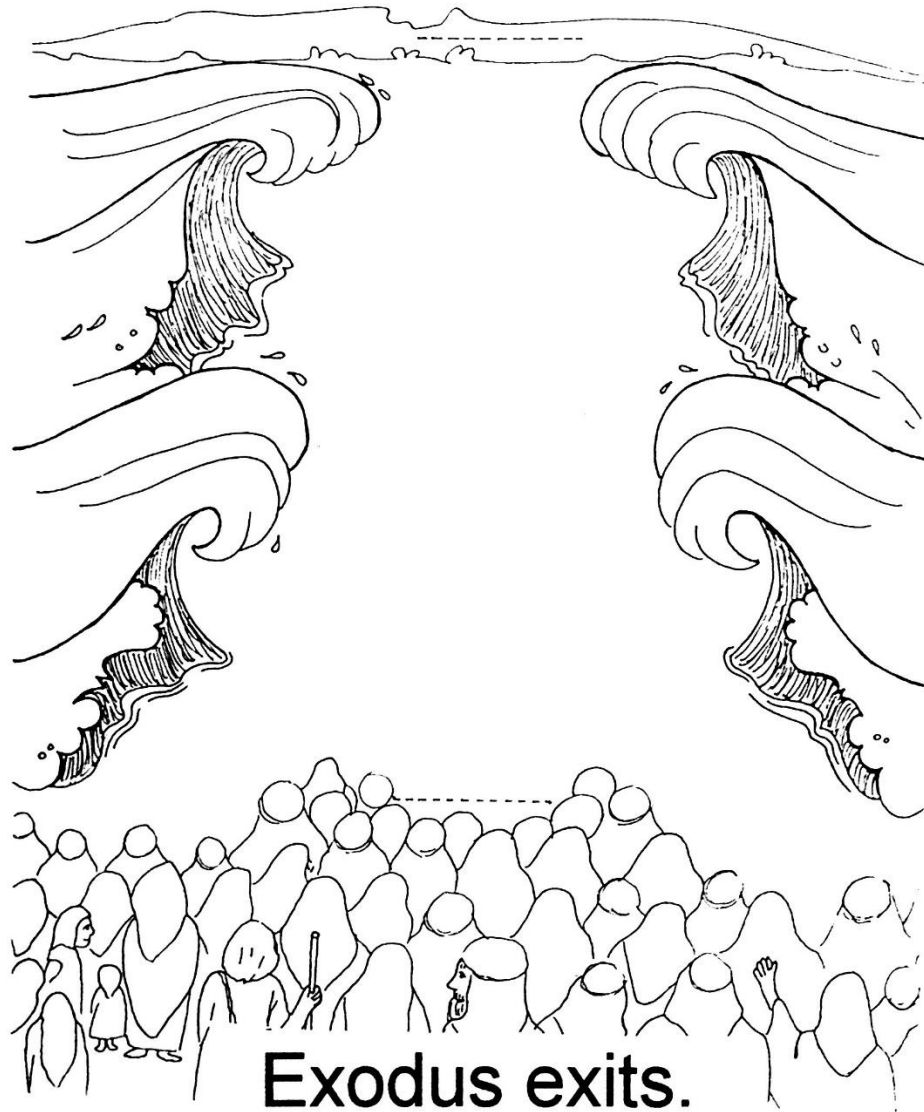
The Wisemen worshipped.



Matthew 2:1-12



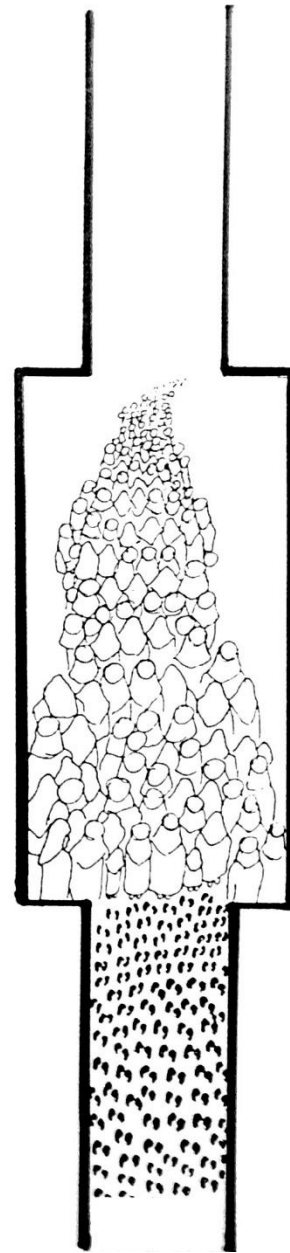
1. Color pictures.
2. Cut out Wiseman and brad matching X's on page one.



**Exodus exits.**  
Exodus 3:1-22




1. Color pictures.
2. Cut out the people strip and insert in page one
3. Pull to watch th Exodus.




Yahweh

knows you!






Cut, fold and glue to A

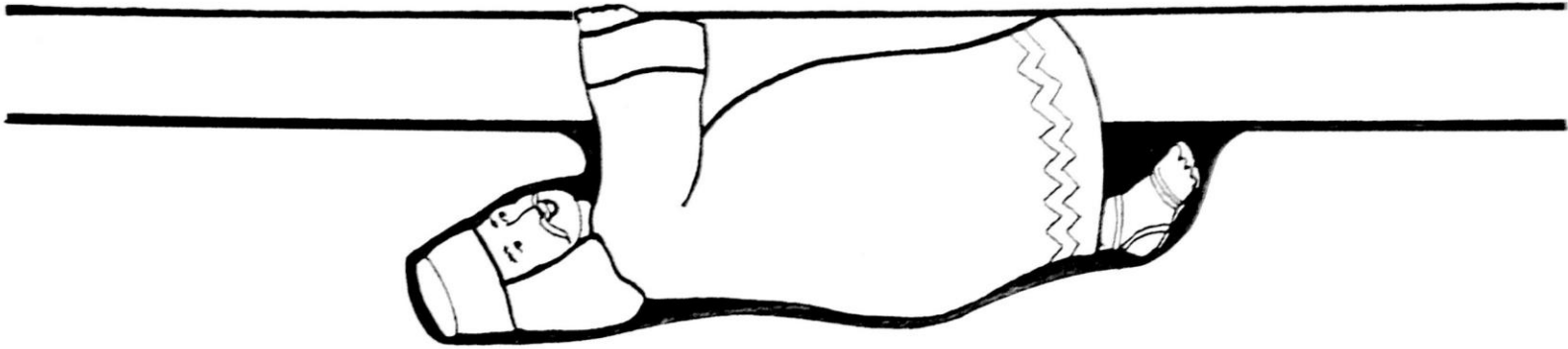


Cut, fold and glue to B



Zacchaeus receives zoe!

Luke 19:1-6



1. Color pictures.
2. Cut out Zacchaeus.
3. Cut slits in tree and insert Zacchaeus.
4. Pull tabs up and down so he looks like he is climbing a tree.